

T10115

For all TRAC Anchor Winch Models

Everything needed to install a second control switch at the boat's helm or wherever it is most convenient.

UNPACKING

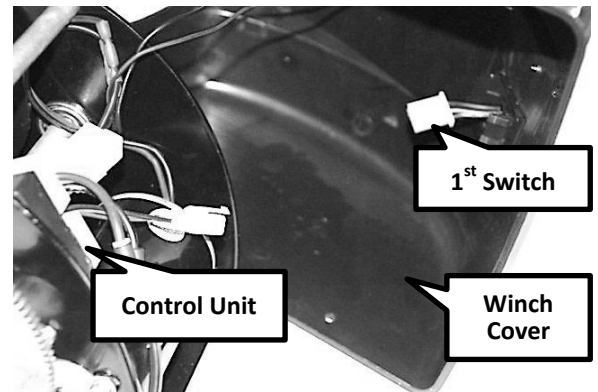
When unpacking, ensure that all parts are present and inspect for any damage that may have occurred during transit.

KIT INCLUDES:


- 24' Wiring Harness
- Switch
- Switch Plate
- 4 Screws

STEP-BY-STEP INSTALLATION


1. Remove winch cover, disconnect switch from control unit. Be very careful not to pull the wires out of the switch or control unit.




2. One end of the wiring harness has two connectors. Connect them to the switch on winch housing and to the control unit.




3. Route the wiring harness (the end with one connector) to second switch location. The wiring harness is 24' long. If not long enough, you will need to splice-in more wire. If too long, just coil the extra wire and secure it with cable-ties.



4. To install the 2nd switch in desired location, you will need to make a rectangular hole – 1.25" wide by 2.25" high. Fit the switch in the hole to check fit (trim hole as needed) and mark the four screw locations.



5. Drill four screw holes with 1/8" drill bit. Pass the connector thru the hole from the back side. Connect the harness connector to the switch connector. Fit switch plate in the hole and attach with the four screws provided.



TRAC Limited Warranty

This limited warranty is provided by TRAC Outdoor Products Co (TRAC) to the original consumer purchaser (purchaser) of this TRAC product. This limited warranty is not transferable to any other party. TRAC will at its option repair or replace any part(s) of the TRAC product which may be found by TRAC to be defective within two (2) years of purchase. TRAC will pay the shipping charge to the purchaser for any part(s) which may be shipped by TRAC. For warranty repair or replacement, the purchaser must provide dated proof of purchase and notify TRAC of the request for warranty service. The purchaser will notify TRAC by email at info@TRAC-Outdoor.com or by phone at 615-641-2542 for warranty service. TRAC will attempt to provide parts needed. If the product is to be returned, purchaser will be provided a Return Goods Authorization (RGA) number to include with any return for warranty service which will be shipped at the purchaser's expense to the address provided. The purchaser must use reasonable care in maintenance and operation of the product in accordance with this manual. Failure to follow the instructions in the manual will void the warranty. This warranty covers defects in material or workmanship of the TRAC product. This warranty does not cover failure that results from misuse, improper installation, accident, abuse, neglect, modification, or improper maintenance. There is no other express warranty. Implied warranties, including those of merchantability and fitness for a particular purpose, are limited to two (2) years from the date of purchase. Costs of installation or repair by service centers or marine repair facilities are not covered by this warranty. This is the exclusive remedy and any liability for any and all incidental or consequential damages or expenses whatsoever is excluded. Some states do not allow limitations on how long an implied warranty lasts, or do not allow exclusion or limitation of incidental or consequential damages, the above limitations may not apply to you. This limited warranty gives you specific legal rights, and you may also have other rights which vary from state to state.

TRAC Outdoor Products Company

6039 Dana Way

Antioch, TN 37013

www.trac-outdoor.com

info@trac-outdoor.com

615/641-2542